Schaltung : B1 - 6

Wiring : B1 - 6

Einphasig, 6 Stufen

Monophase, 6 steps

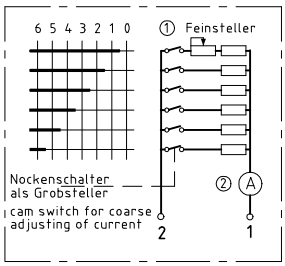

Schaltung : B1 - 10

Wiring : B1 - 10

Einphasig, 10 Stufen

Monophase, 10 steps

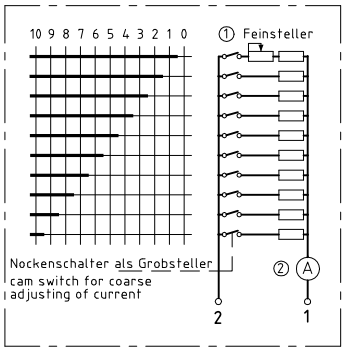

Schaltung : B3 - 6 - 3 Dreiphasig, 6 Stufen, 3 Klemmen

Wiring : B3 - 6 - 3 Threephase, 6 steps, 3 terminals

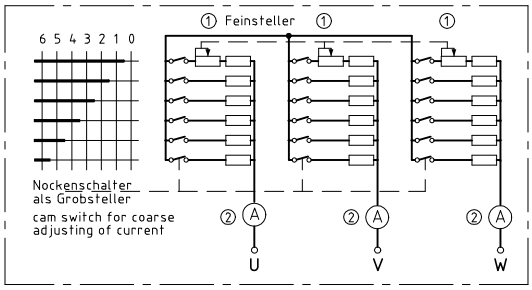

Schaltung : B3 - 10 - 3 Dreiphasig, 10 Stufen, 3 Klemmen

Wiring : B3 - 10 - 3 Threephase, 10 steps, 3 terminals

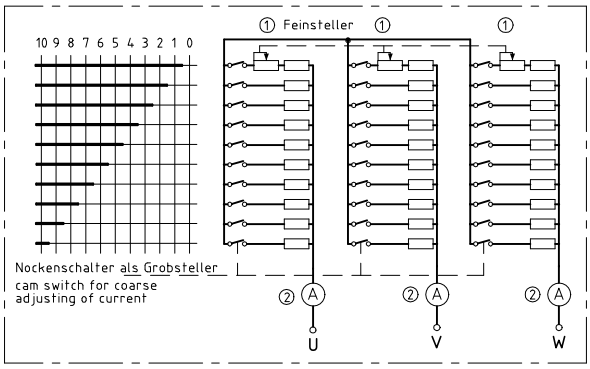

Schaltung : B3 - 6 - 6 Dreiphasig, 6 Stufen, 6 Klemmen

Wiring : B3 - 6 - 6 Threephase, 6 steps, 6 terminals

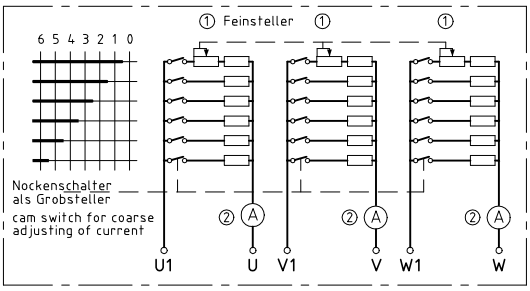

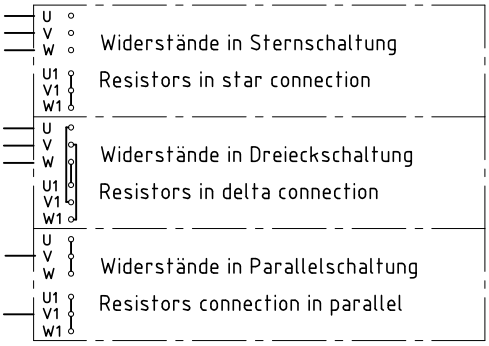

Schaltung : B3 - 10 - 6 Dreiphasig, 10 Stufen, 6 Klemmen

Wiring : B3 - 10 - 6 Threephase, 10 steps, 6 terminals

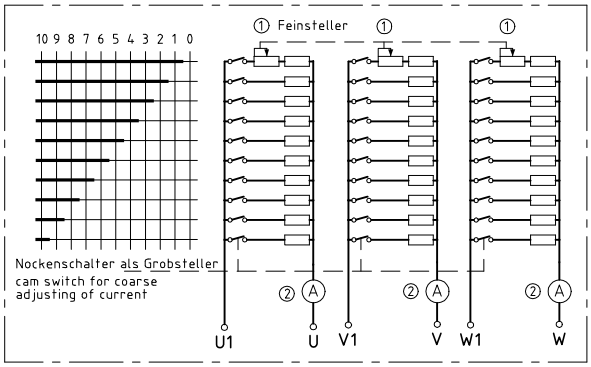

Optionen: ① Schiebewiderstand oder Potentiometer zur Stromfeineinstellung

② Amperemeter

Options : ① Rheostat or potentiometer for fine adjusting of current

② Amperemeter

				Allgemein-toleranz ISO 2768-m		
8					Datum	Name
7				Bearb	23.10.95	Schn.
6				Gepr		
5				Norm		
4						
3						
2	engl. Text	13.08.01	DT			
1	Anordnung	06.06.01	Schn.			
Zust	Änderung	Datum	Name			

Maßstab : Gew.

Werkstoff :

Belastungswiderstand, Grundschaltungen

load resistor, basic wirings

FRIZLEN
D-71712 MURR

14 S 0136

Blatt

Ers. f.: Ers. d.:

ACAD-LT